
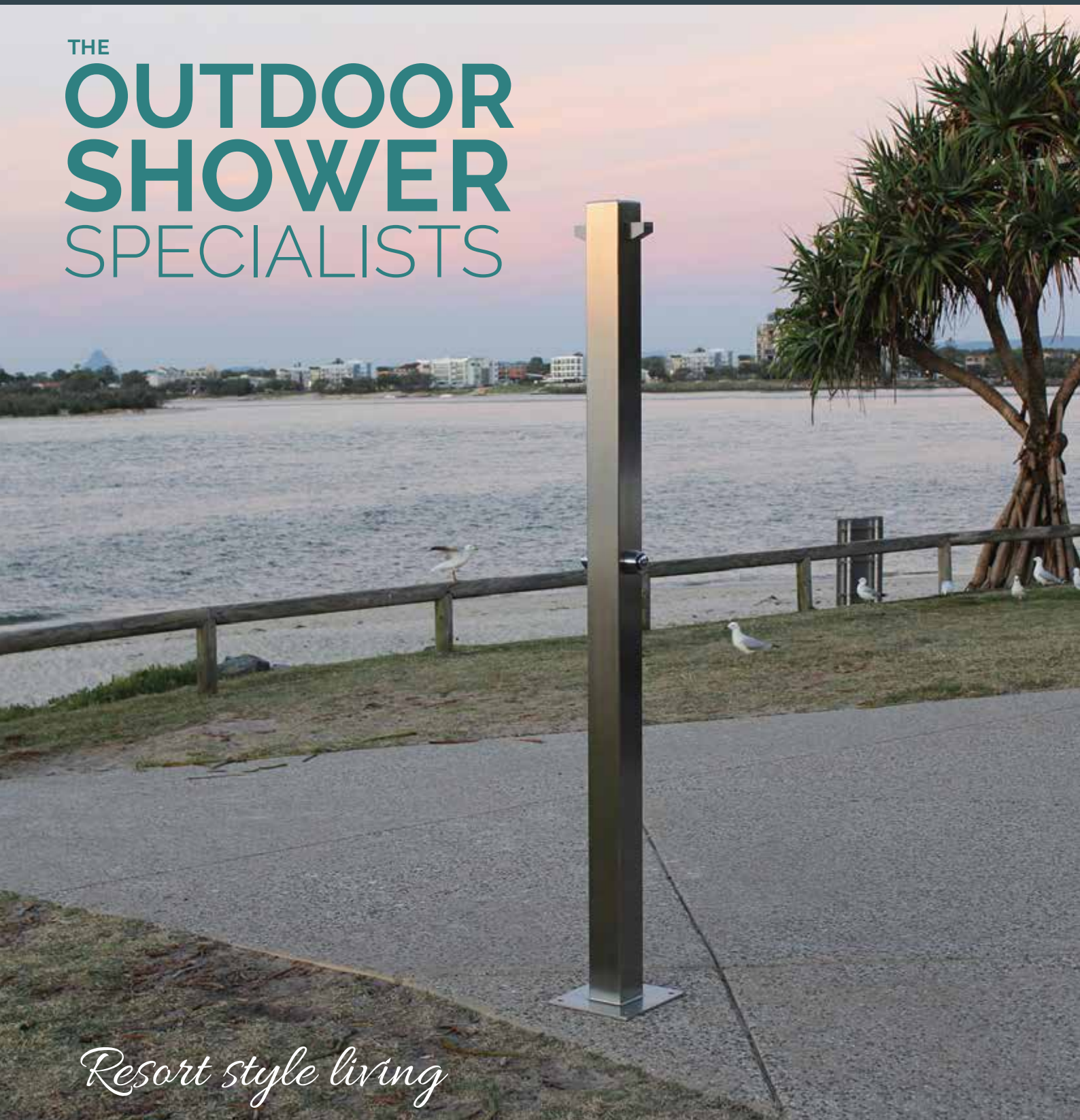


rainware  
OUTDOOR SHOWERS  
*Established 2004*



COMMERCIAL & RESORT BROCHURE | Valid until June 2020

THE  
**OUTDOOR  
SHOWER  
SPECIALISTS**



*Resort style living*

[www.rainware.com.au](http://www.rainware.com.au) ☎ 07 5492 6200

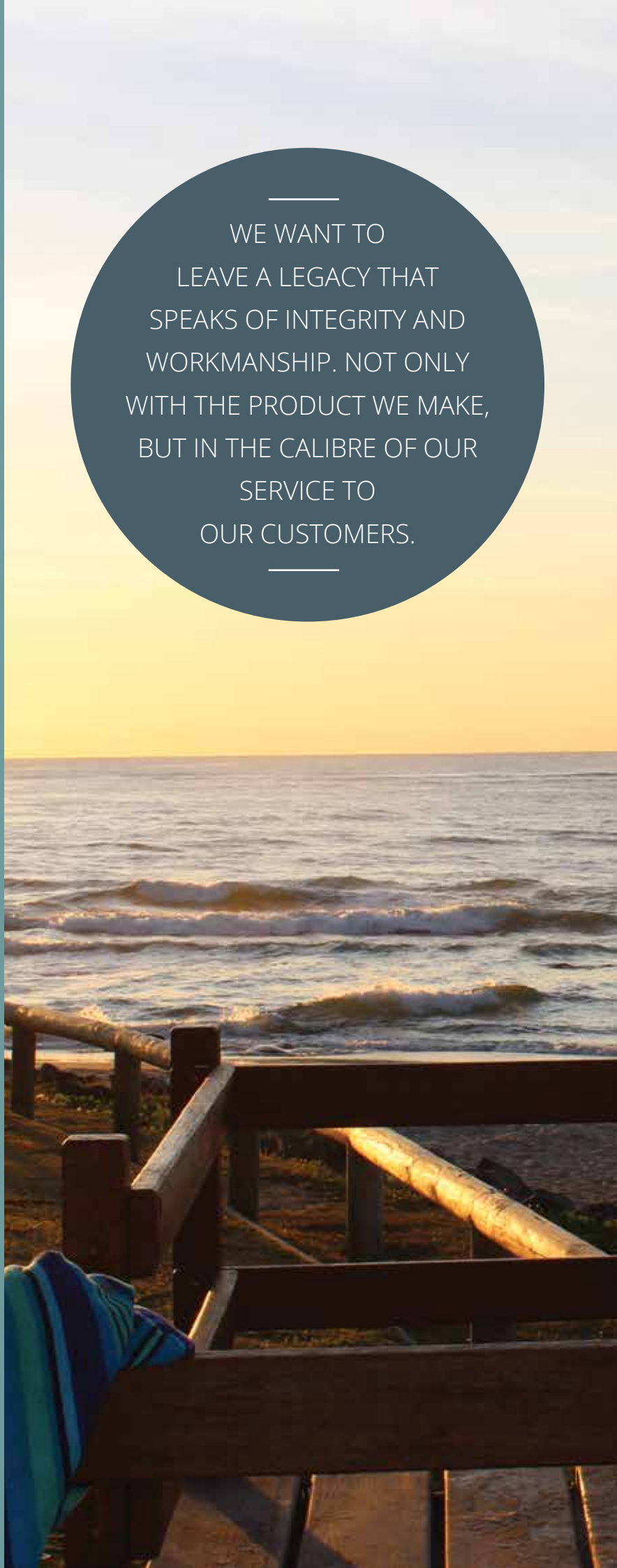
# OUR BRAND

Rainware's Commercial and Resort showers are built tough. This is a must for any manufacturing company seeking to supply outdoor product to endure the weather extremes in Australia. Time tested through a number of Australia's storms and floods, in central and northern NSW our well-known Rainware brand of outdoor showers stand alone. In the North Queensland town of Bowen, home to some of our worst cyclones and tropical heat, Rainware's showers are proving their worth time and again.

316 marine grade stainless steel has a majestic quality and a superior finish that is sleek and timeless, lending itself to beautiful design. This material is robust and ideal for the outdoors – it is our chosen medium because it does not rust! Hence, we guarantee our products with OUTDOOR warranties no matter the location. We mill our own tapware and shower roses and hand craft all our showers, knowing that our product will be on show for many years to come.

That's in fact what Rainware is all about. A passion for delivering beautiful product with the assurance of longevity, practicality and function. Our Outdoor Showers have caught the attention of overseas resorts recently, in particular the Maldives, and we're rather proud of the high quality and dedication delivered by our team to the most discerning of clients.


—  
WE WANT TO  
LEAVE A LEGACY THAT  
SPEAKS OF INTEGRITY AND  
WORKMANSHIP. NOT ONLY  
WITH THE PRODUCT WE MAKE,  
BUT IN THE CALIBRE OF OUR  
SERVICE TO  
OUR CUSTOMERS.  
—







# WHAT WE DO BEST



EVERY DAY WE DELIVER THE HIGHEST QUALITY OUTDOOR PRODUCT WITH OUTSTANDING 'BEFORE AND AFTER' SALES SERVICE, BACKED BY OUR EXCLUSIVE 10-YEAR OUTDOOR WARRANTY.



## WHERE TO FIND US

You will find Rainware showers in resorts in Dubai, Fiji, Florida, Mexico and the Bahamas. As well as closer to home in Australian locations from Broome through the Kimberley to Alice Springs, and from Hamilton Island to Sydney Harbour and Melbourne. Our exclusive commercial range can be found on many beaches across Australia including the Sunshine Coast and Northern NSW in Tweed Heads, Byron Bay, Port Macquarie and Coffs Harbour.



# OUR WARRANTY DIFFERENCE

Uniquely, Rainware offers exclusive Outdoor Warranties on all products. Featuring an Unlimited Outdoor Lifetime Warranty on our Rainware signature shower rose and a 10 year Outdoor Warranty on the majority of product lines throughout the range. Each Rainware shower is designed and hand crafted by us from high quality certified materials and proudly carry the Australian Made Logo.

We stand by our products, so you know when you invest in a Rainware shower you can be guaranteed some of those parts might outlive even us. Now that's a legacy to leave! Please see the relevant guarantees on each product page.

We also offer a replacement parts service, as every shower has working parts that wear. For example, washers may require replacement from time to time, depending on usage. To ensure that your Rainware shower is always in tip top condition, we will replace your wear parts for a small parts and postage fee. This ensures you always get the right parts and your shower will last a lifetime.

Rainware showers are recyclable and we offer a refurbishment service if you wish to renovate or even recycle to a new owner.



Rainware  
Signature  
Shower  
Rose



On all  
stainless  
steel shower  
tubes,  
tapware  
and internal  
hoses



Powder-  
coated  
Finishes



On Time flow  
valves

# WHY CHOOSE RAINWARE?

**WE HAVE THE LARGEST AND MOST COMPREHENSIVE OUTDOOR SHOWER RANGE IN AUSTRALIA.**

**OUR MANUFACTURING PROCESSES ARE HANDS-ON AND READY TO ACCOMMODATE ALTERATIONS AND CUSTOMISATION TO ANY DEGREE. NO FUSS!**



Rainware remains dedicated to keeping Australian manufacturing in Australia – all materials and services procured locally. We are proud to be a member of the Australian Made Campaign.




Rainware is certified ISO9001. This international standard for Quality Management Systems shows our ability to provide products and services to consistently meet customer and regulatory requirements.



We support the conservation of water as a most precious resource – all our products comply with the WELS (Water Efficiency Labelling) standard and hold the highest rating for water efficiency. This means our products have endured a variety of performance testing, proving they're not only fit for purpose and made from the correct quality materials, but are water efficient. All showers are sold as complete products including roses and fixings.



We only use Certified 316 Marine Grade Stainless Steel. Strong and durable for superior life outdoors.



## ► SPECIALISED FINISHES

AVAILABLE ON ALL PRODUCTS, SURCHARGE MAY APPLY.



*Mirror Polished*  
Hand polished to a true mirror finish



*Brushed*  
Sanded to 600 grit for easy maintenance



*Powdercoated*  
See Dulux colours for inspired design

# ► BEACH AQUILINE

## THE NOOSA OUTDOOR SHOWER HAS TRANSFORMED INTO THE PERFECT RESORT STYLE SHOWER!

With inspiration from Rainware's signature product, the Beach Aquiline has the features of public amenity disguised in sleek beautiful architecture. The Aquiline harmonizes with the contours of tropical resort pools while the clean architectural finish provides style for the contemporary. Swivel the round base until the perfect position and aspect is achieved, helping you make full use of your surroundings.

### PRODUCT DESCRIPTIONS

5006 **\$4092**

*Beach Aquiline Shower*

5007 **\$5104**

*Beach Aquiline Shower  
with Foot rinse*



*Complete product warranty*

### TECHNICAL INFORMATION

Certified structural 316 Marine grade stainless steel.  
Standard bottom inlet plumbing with SS Vandal resistant Dynabolts supplied.  
Timed flow tapware 15-30 second operation.  
Completely pre-plumbed and tested to maximum of 500 kpa.

#### **Dimensions:**

Overall Height 2000mm base 250mm round.  
80 x 40mm Welded Tubing with access panels.





# ► RESORT AL FRESCO – FREE STANDING

## WHY CHOOSE A RESORT AL FRESCO SHOWER?

One of pure luxury, the delicate cascading waterfall of the Marengo rose marries with the Beach commercial product, forming structural strength tubing into a beautifully arciform shape.

Add timed flow tapware and you have a perfect product for a Resort requiring a stylish and practical modern feature in their pool area. Strength with the ability to suspend over 200 kgs from the horizontal arm.

All our showers come standard in stainless steel finish. Colour is available upon request. We have chosen Dulux Intensity Reef as an example of how a powdercoat colour finish can inspire an area such as a children's waterpark.

## PRODUCT DESCRIPTIONS

5008 **\$4092**

*Resort Al Fresco Shower*

5009 **\$5104**

*Resort Al Fresco Shower  
with Foot rinse*

*Pictured in Dulux Intensity Reef*



*Complete product warranty*

## TECHNICAL INFORMATION

Certified structural 316 Marine grade stainless steel.  
Standard bottom inlet plumbing with SS Vandal resistant Dynabolts supplied.  
Timed flow tapware 15-30 second operation.  
Completely pre-plumbed and tested to maximum of 500 kpa.

### Dimensions:

Overall Height 2200mm rose height 2100mm, reach 450mm.  
Overall width 700mm, base 250mm square.  
80 x 40mm Welded Tubing with access panels.



# ► RESORT AL FRESCO – WALL MOUNTED

## WHY CHOOSE A RESORT AL FRESCO WALL SHOWER?

Beautifully designed and functional, it makes for living luxury in the most intimate resort pool area.

With all the features of its free-standing cousin, this elegant resort-inspired shower is pictured in its natural satin finish. Space saving wall-mounted brackets allow for back inlet plumbing if a retrofit is required.

## PRODUCT DESCRIPTIONS

5400 **\$4092**

*Resort Al Fresco  
Wall Shower*

5401 **\$5104**

*Resort Al Fresco Wall Shower  
with Foot rinse*



*Complete product warranty*

## TECHNICAL INFORMATION

Certified structural 316 Marine grade stainless steel.  
Standard bottom inlet plumbing with SS Vandal resistant Dynabolts supplied.  
Timed flow tapware 15-30 second operation.  
Completely pre-plumbed and tested to maximum of 500 kpa.

### Dimensions:

Overall Height 2200mm rose height 2100mm, reach 450mm.  
Overall width 640mm, concealed brackets with 45mm off set.  
80 x 40mm Welded Tubing with access panels.



# ▶ BEACH SLIM

**Our Beach Range:** Combines strength with beautiful design. 'Fit for purpose' features suit every location whether freshwater or saltwater.

## SO WHY CHOOSE THE BEACH SLIM SHOWER?

Chosen for its architectural appearance, the Beach Slim is a slender version of the original Beach Solo. Now Resort Style with a modern stainless steel look on black.

With added commercial aspect and timed flow tapware, like all our Resort and Beach ranges it blends structural strength with simple style and visual appeal for resorts and beautified beach areas.

Colour is optional. Comes standard in finished stainless steel finish.

### PRODUCT DESCRIPTIONS

5000 **\$3410**

*Beach Slim Shower*

5001 **\$4444**

*Beach Slim Shower*  
with Foot rinse

*Pictured in Black*



*Complete product warranty*

### TECHNICAL INFORMATION

Certified structural 316 Marine grade stainless steel.  
Standard bottom inlet plumbing with SS Vandal resistant Dynabolts supplied.  
Timed flow tapware 15-30 second operation.  
Completely pre-plumbed and tested to maximum of 500 kpa .

#### **Dimensions:**

Overall Height 2000mm base 250mm square.  
100 x 50mm Welded Tubing with access panels.



# ▶ BEACH WALL

**Our Beach Range:** Has a durable finish in 316 marine grade stainless steel, which does not rust!

## SO WHY CHOOSE THE BEACH WALL SHOWER?

This wall-mounted version of our Beach range makes use of limited space with a maximum footprint of 100mm! Ideal for the surf club wall this beauty will handle everything they can throw at it! Easy one-touch operation for all users/patrons and cost saving benefits of water efficiency.

### PRODUCT DESCRIPTIONS

**5100 \$3410**

*Beach Wall Shower*

**5101 \$4444**

*Beach Wall Shower  
with Foot rinse*



*Complete product warranty*

### TECHNICAL INFORMATION

Certified structural 316 Marine grade stainless steel.  
Standard bottom inlet plumbing with SS Vandal resistant bolts supplied.  
Timed flow tapware 15-30 second operation.  
Completely pre-plumbed and tested to maximum of 500 kpa.

#### **Dimensions:**

Overall Height 2000mm.  
Concealed wall brackets have a 45mm off set.  
100 x 50mm Welded Tubing with access panels.



# DESTINATION MALDIVES

## THE FINEST RESORT IN THE WORLD

Imagine a world-class resort, built on a sandbank with a billion ton of rock shipped from India. Situated in the Indian Ocean, our beautiful Rainware resort showers grace the private beaches of the Waldorf Astoria Ithaafushi Island Resort, labelled "The Finest Resort in the World."

In a build where everything is on grand scale, and every detail is done to perfection, we've fitted-out the entire resort with free-standing outdoor showers. This is owed largely to the diversity of our range and ability to handle alterations and customisations for that exclusive feel.

Inspired to match different aspects of the island, we have used the Beach Aquiline at each Island Villa private beach access, situating it right on the sand in amongst the native greenery. Then in a separate private enclave, Royal Villas completely bound by water, are home to our 'next-level' Resort Al Fresco rain showers, where opulence and privacy are the focus.

We are honoured that our products were chosen for such a prestigious project. We thank the team at Ithaafushi for their warm welcome and hospitality on our visit, and for putting their trust in us to deliver on our promise of high-quality product and ability to meet deadlines.



*Resort style living...  
Maldives*





*Customised tap handle  
with customer logo*



*Aquiline the beaches...  
Maldives Ithaafushi*



*Waterfront dining at the  
Waldorf Astoria*



*Spectacular tropical flowers  
in the Resort gardens*



*Waldorf Astoria.....  
amazing x*



*Our personal island guide...  
Aloze*



SUPPLYING  
OUTDOOR SHOWERS  
INTO RESORTS FROM MEXICO  
TO FIJI, DUBAI AND  
RECENTLY MALDIVES,  
HAS SEEN OUR VISION OF  
WORLD CLASS PRODUCT  
“ BECOME REALITY.

# ► BEACH SOLO

**Our Beach Range: Is built tough, proven through cyclones and floods and standing the test of time.**

## SO WHY CHOOSE THE BEACH SOLO SHOWER?

Performance and a proven track record in its environment. The Beach Solo has survived the harshest of Australian conditions and weather events. Structural marine grade stainless steel is the most “fit for purpose” material for a seaside environment. Nothing beats 3mm stainless steel welded tube, especially open beaches where gale-force winds and destructive salt-air and water are the norm. Like all products in the Beach range, the welded cap and base plate are standard features for assurance of strength and vandal resistance. Easy one-touch operation for all users/patrons and cost saving benefits of water efficiency.

### PRODUCT DESCRIPTIONS

**5002 \$3410**

*Beach Solo Shower*

**5003 \$4444**

*Beach Solo Shower  
with Foot rinse*



*Complete product warranty*

### TECHNICAL INFORMATION

Certified structural 316 Marine grade stainless steel.  
Standard bottom inlet plumbing with SS Vandal resistant Dynabolts supplied.  
Timed flow tapware 15-30 second operation.  
Completely pre-plumbed and tested to maximum of 500 kpa.

**Dimensions:**

Overall Height 2000mm base 250mm square.  
100 x 100mm Welded Tubing with access panels.



# ► BEACH DUET

**Our Beach Range:** Is trusted for its reliability on the busiest beaches.  
Servicing 2500 patrons per week at Noosa National Park, SE Queensland.

## SO WHY CHOOSE THE BEACH DUET SHOWER?

Efficient and effective twin shower perfect for gated communities, retirement villages and unit blocks. Free-standing with dual showers doubles the efficiency!

Easy one-touch operation for all users/patrons and cost saving benefits of water efficiency.

### PRODUCT DESCRIPTIONS

**5020 \$4444**

*Beach Duet Shower*

**5020C \$4444**

*Beach Duet Shower*

Oblique - configuration,  
roses and tapware can  
be altered to suit.

**5025 \$6050**

*Beach Duet Shower*  
with Foot rinse



*Complete product warranty*

### TECHNICAL INFORMATION

Certified structural 316 Marine grade stainless steel.  
Standard bottom inlet plumbing with SS Vandal resistant Dynabolts supplied.  
Timed flow tapware 15-30 second operation.

Completely pre-plumbed and tested to maximum of 500 kpa.

#### **Dimensions:**

Overall Height 2000mm base 250mm square.  
100 x 100mm Welded Tubing with access panels.



# ▶ BEACH MULTIPLE PERSON

**Our Beach Range:** Is the most robust of all outdoor showers. Vandal resistant features make for ideal public utility.

## SO WHY CHOOSE A BEACH MULTI-PERSON SHOWER?

**The “Big Daddy” of our Beach Range is the ultimate amenity. Four times the function with a quarter of the footprint!**

In a massive 150mm x 150mm x 3mm structural stainless steel tube, all the internal work is done, reducing to one water inlet for ease of plumbing.

Efficient and effective operation servicing

1-4 patrons at once.

Used on busy beaches where high traffic use requires reliability and easy one-touch usability.

## PRODUCT DESCRIPTIONS

**5030 \$6050**

*Beach Triplet Shower*  
(3 person)

**5035 \$7700**

*Beach Triplet Shower*  
with single Foot rinse

**5040 \$7700**

*Beach Quartet Shower*  
(4 person)

**5045 \$9900**

*Beach Quartet Shower*  
with Double Foot rinse

## SAVE TIME & MONEY:

Only one plumbing connection on installation

One multi station services up to 4 patrons at once

Smaller environmental footprint

Less pipe work required underground

Less wait time for users



*Complete product warranty*

## TECHNICAL INFORMATION

Certified structural 316 Marine grade stainless steel.

Standard bottom inlet plumbing with SS Vandal resistant Dynabolts supplied.

Timed flow tapware 15-30 second operation.

Completely pre-plumbed and tested to maximum of 500 kpa.

### Dimensions:

Overall Height 2000mm base 295mm square.

150 x 150mm Welded Tubing with access panels.



# ▶ BEACH SHOWER ACCESSORIES

## Raising the bar in outdoor showers

The Beach shower range now has a functional Board Bar. Add one only, one to each side, or maximise your investment with a bar installed between two showers, a Foot Rinse stand or a Doggy Hydration station. This handy accessory is great for the surfboard and keeps clothes and towels dry and sand free!

**Maximise your investment:** Why not add a bar between a Beach shower and a Foot rinse stand or a Doggy Hydration station to create a multi-function hub!

## RAINWARE DOGGY DISH

Let's face it, we're all dog lovers at heart!

Catering for man's best friend our Rainware Doggy Dish has a flip over bowl for simple emptying keeping water fresh and clean between drinks. Just like the Beach range, it's made tough and durable from 316 marine grade stainless steel - so it does not rust!

*Add the Doggy Dish to any Beach range shower keeping the look streamlined and efficient.*

**Load rated at 100kg.**



### PRODUCT DESCRIPTIONS

**5499 \$352**

*Beach Board Bar -  
Joiner*

**5500 \$440**

*Beach Board Bar -  
Single Sided*

**5501 \$682**

*Beach Board Bar -  
Double Sided*

**5510 \$418**

*Beach Doggie Dish -  
Addition to a foot rinse shower*



*Complete product warranty*

### TECHNICAL INFORMATION

Certified structural 316 Marine grade stainless steel.

#### Dimensions:

Board Bars – 80 x 40 Tubing 1m from shower x 1m high.

Dog Bowl – 160 x 160mm.



# ▶ BEACH FOOT RINSE STANDS AND DOG HYDRATION STATION

**Our Beach Range:** Features our Rainware 'signature' shower rose which has a Lifetime Guarantee.

## SO WHY CHOOSE THE BEACH FOOT RINSE STANDS?

Functional and water-saving these sturdy mini shower-stands have maximum potential. Used as a stand-alone product or as an accessory in a multi-hub setup. Water efficient roses provide a comfortable and usable rinsing option for legs and feet. Install alongside existing shower poles for added amenity, in children's and dog parks or non-swim beach areas and campgrounds. Fully plumbed as a separate product, it will require its own separate water connection at installation. By adding a doggy dish, you give the foot rinse stand a greater dynamic. Including it then into a Board Bar stand as an add-on to any of the Beach shower range, you are investing in a useful multifunction hub most-needed at popular and busy beaches.

## PRODUCT DESCRIPTIONS

**5200 \$2200**

*Beach Solo foot rinse stand –*  
10 second time flow  
100 x 100 x 250mm base

**5201 \$2200**

*Beach Slim foot rinse stand –*  
10 second time flow  
100 x 50, #Rectangular base  
Pictured in Dulux Intensity Blue

**5215 \$2552**

*Rosie's Hydration Station –*  
10 second time flow  
100 x 100 x 250mm base



*Complete product warranty*

## TECHNICAL INFORMATION

Certified structural 316 Marine grade stainless steel.  
Standard bottom inlet plumbing with SS Vandal resistant Dynabolts supplied.  
Timed flow tapware 10 second operation.  
Completely pre-plumbed and tested to maximum of 500 kpa.

### Dimensions:

Overall Height 1000mm.  
Welded Tubing with access panels.  
Doggy Dish 160 x 160mm.  
#Rectangle base 200 x 150mm.



# ► COMMERCIAL TAPWARE



**8001 \$418**

*Rainware Shower Rose -*  
9L/min

**8002 \$418**

*Rainware Shower Rose -*  
6L/min



**8300 \$693**

*Rainware Time Flow*  
*Wall Stop*



**8106 \$594**

*Rainware Keyed*  
*Footwash Tap*



## TECHNICAL INFORMATION

Certified 316 Marine grade stainless steel.

½" Inlet plumbing.

Timed flow tapware 15-30 second operation.

Tested to maximum of 500 kpa.

Rose spray pattern 1200 deep and 900mm diameter – Close rose available for restricted spaces.



PORT LINCOLN CITY COUNCIL  
SEASIDE AMENITIES BLOCK-  
SHOWCASING LOCAL ARTISTS AND  
HIGH QUALITY RAINWARE TAPWARE



Since 2004 Rainware Outdoor Showers have supplied local councils and resorts across Australia with beautifully designed, fit-for-purpose outdoor showers. Constructed from the highest quality marine grade materials to the highest possible standard of Australian manufacturing, Rainware's certification includes ISO9001, Watermark and WELS (Water Efficiency Labelling Scheme). Owner & Company Director Steve Gowlett has built his passion for plumbing into the largest range of outdoor showers in Australia.

15 years on, Rainware showers are still hand crafted in the company's factory on the Sunshine Coast in Queensland, where they have built thousands of high-quality outdoor showers and a solid reputation of industry service and attention to detail.

It is for this reason that Rainware continue to develop and deliver unsurpassable Australian product and service.



*Thank you for looking  
through our resort  
brochure. Our product  
range doesn't finish here.  
Please contact us for our  
Domestic Brochure or visit  
[www.rainware.com.au](http://www.rainware.com.au)*

